

benithem®
Let our Quality do the Talking...

Benithem Sdn. Bhd.

PTD 10710, Jln Kg Air Putih, Jalan Sawah,
Mukim Jeram Batu, 81500 Pekan Nenas,
Pontian, Johor, West Malaysia.

T : 607 - 699 6668

F : 607 - 699 6886

E : sales@benithem.com

www.benithem.com

* Benithem reserves the right to change the specification without prior notification.

* Benithem products are manufactured under strictly quality controls by Benithem Sdn Bhd, recipient of the ISO 9001 : 2015 quality assurance certification and ISO 14001 : 2015 environmental certification.



APTO



www.benithem.com

APTO

Apto is the first modern office chair that combined the functions of training chair and meeting chairs flawlessly. Its neat appearance reflects the contemporary smart design.



APTO

Apto provides a variety of configurations to various users, and it's so easy to match with the multitude of environment, such as training room, meeting room, classroom, hospital and so on.



APTO

The exquisite flexible back mechanism allows a 12 degree recline, providing consistent and dynamic support to user in training or meeting.



APTO

With Apto add-on writing tablet and nesting capability, Apto is ideal to be used for various purposes and it is especially perfect in coping with space constraints issue.



APTO

function

1.PP PLASTIC BACK
Except mesh back, the back is made of pp plastic, high quality PP material is easy to clean, highly recommended for use in hospital.

2.MESH BACK
Promotes greater ventilation and it could be allows air to flow freely to reach the back, contoured shape provided superior comfort.

3.ALUMINIUM BACK MECHANISM
Aluminium back mechanism can be tilt 12 degrees which allows user to stretch their back.

4.POLYURETHENE MOULDED FOAM
High density polyurethane moulded foam gives the seat flexibility to make the user comfortable, provides great support and best comfort even for long seating hours.

5.POWDER PAINTED & NESTED FRAME
Solid, safe and stable steel base provides strong stability with powder painted frame. The frame also can be nested to saving storage space.

6.GLIDE
Glide are suitable for fixed position.

7.CASTORS
Dual-wheel PU castors are designed for easy manoeuvring.

8.SLIDING PP ARMPAD
The pad can be slid forward and backward to firmly support elbows.

9.FOLDABLE WRITING TABLE
The foldable writing board size is 365mm x 285mm x 21mm thick, making the documentation process easier for user. (Maximum loading of writing table are 30kg)

10.LINKING BRACKET (OPTIONAL)
Designed linking bracket to link chairs together.

11.STORAGE BASKET (OPTIONAL)
Storage basket underneath the seat is for use in the training room and classroom.



APTO

specification



M35-TC
Chair Height : 845
Chair Depth : 685
Chair Width : 665
Seat Height : 440
Seat Depth : 410
Seat Width : 460



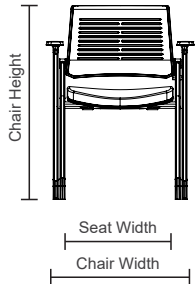
M35-C
Chair Height : 845
Chair Depth : 610
Chair Width : 630
Seat Height : 440
Seat Depth : 410
Seat Width : 460



M35P-TC
Chair Height : 845
Chair Depth : 685
Chair Width : 665
Seat Height : 440
Seat Depth : 425
Seat Width : 460



M35P-C
Chair Height : 845
Chair Depth : 610
Chair Width : 630
Seat Height : 440
Seat Depth : 425
Seat Width : 460



M35-TG
Chair Height : 845
Chair Depth : 685
Chair Width : 665
Seat Height : 440
Seat Depth : 410
Seat Width : 460



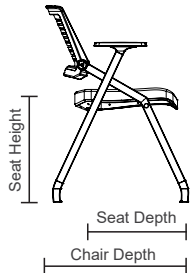
M35-G
Chair Height : 845
Chair Depth : 570
Chair Width : 630
Seat Height : 440
Seat Depth : 410
Seat Width : 460



M35P-TG
Chair Height : 845
Chair Depth : 685
Chair Width : 665
Seat Height : 440
Seat Depth : 425
Seat Width : 460



M35P-G
Chair Height : 845
Chair Depth : 570
Chair Width : 630
Seat Height : 440
Seat Depth : 425
Seat Width : 460



BACK MESH



FIRE



ELECTRIC BLUE



FOG



DESERT



BLACK



JUN

Jun folding tables are designed to be versatile and allow users to use it with ease. With its ability to fold, it can be stored with minimal space used.

JUN

JUN Folding Table provide an elegant and efficient addition to your meeting, discussion and training spaces.



JUN

JUN Training table provide a range of folding tables come in a variety of shapes. This means that they can be placed together to form large meeting tables or in different configurations to suit specific meeting requirements.



JUN

function



NESTING
With Jun nesting capability, Jun is ideal to be used for various purposes and it is especially perfect in coping with space constraints issue.



LOCKABLE CASTOR
Dual-wheel PU castors are designed for easy manoeuvring, additional lock are suitable to fixed position.



LINKING DEVICE
Linking device enables the user to link tables together easily.

SIMPLE & EASY TO USE



Step 4



Step 3



Step 2



Step 1

JUN

specification



JUN-TRAINING 1200X600-NM
Table Length : 1200
Table Depth : 600
Table Height : 745




JUN-TRAINING 1500X600-NM
Table Length : 1500
Table Depth : 600
Table Height : 745



JUN-TRAINING 1800X600-NM
Table Length : 1800
Table Depth : 600
Table Height : 745

COLOR SELECTION



WHITE



FOLKSTONE



IVORY MAPLE




ROCHELLE WHITE



OLIVE ASH



BAVARIAN BEECH



BLACK

* Grade of Melamine Faced Chipboard is E2.
* All worktop adhesive with 1.5mm PVC Edging (Matching color with worktop)
* Thickness of worktop is 25mm